

welcome home

The Real Smart Home Magazine from Loxone

loxone.com/magazine

Nº1
2019



**Architecture
for well-being**

Restful nights for
your baby (and you)
in a smart home


**Safety &
Security**

Save 50,000 tasks.
Enjoy more time
for life.

**No Gimmicks.
Real Smart Homes.**

LOXONE

Our most beautiful product. But you'll rarely use it.




Touch Pure Anthracite
Capacitive Touch switch for the control of lighting, shading, music & more.

Illustration is actual size

A Loxone Smart Home instinctively takes care of most tasks relating to safety, comfort and energy efficiency. This saves you and your family up to 50,000 tasks a year, giving back something that is irreplaceable: Time. Time for all the things you do for joy, not out of habit.
loxone.com

**No Gimmicks.
Real Smart Homes.**



LOXONE

Martin Öller & Thomas Moser



**To all smart home fans.
To all the technology enthusiasts.
To all Real Smart Home residents.
To all their envious neighbors.
To all refurbishers and renovators.
To all the committed home builders.
To all future homeowners...**

**... here is your new source of inspiration:
The first Welcome Home Magazine!**

The dream of owning a home is deeply rooted in most of us. This is connected with the thought of a place of intimacy, of retreat, of relaxation. A place where the family comes together, friends gather, a place just for simply living.

Today the components that create the whole home have evolved. Refrigerators with cameras, light bulbs with WiFi and everything controllable from an app. One technology trend chases the other and we are surrounded by an abundance of gadgets that consume more of our precious time than they give us pleasure.

**» We will reverse this trend.
Imagine intelligent living. «**

We are convinced: The Real Smart Home is a home that instinctively knows what to do, not a collection of gimmicks leaving you overwhelmed. An intelligent home, in which technology is kept

in the background, relieves you of most of the tasks related to safety, comfort, and energy efficiency. It makes life easier and gives you back the only irretrievable thing: time. Time to browse this magazine. Time to explore a new way of living.

But what are the questions that concern us in the course of building or renovating our own four walls? What exactly is a Real Smart Home? And, how are we being fooled by gimmicks and surrounding ourselves with more and more technology?

No matter whether it's about healthy sleep, planning tips, lighting design or how a family lives in the Real Smart Home; within these pages you will find inspiration, suggestions and answers.

We hope you will enjoy browsing and reading this issue as much as we all did when we created it.


Martin Öller, Founder


Thomas Moser, Founder

welcome home

Nº1
2019

STORIES & INSPIRATION

- 10 Architecture for well-being**
Exclusive tips and inspiration on all aspects of design and planning for a unique living experience.
- 18 We're home. Our smart home journey.
From the ideas to execution, learn what to expect in the process of building your dream smart home.
- 44 Goodnight & good morning
Rise and shine feeling relaxed and energized.
- 50 Source of inspiration
Ideas and inspiration for your smart home.
- 58 Designed for life
A Real Smart Home self-builder reflects on the 10 things he would have done differently in hindsight.
- 62 Catalan vault: Spanish style reimagined**
The Spanish villa by Enric Ruiz Geli gave Catalan culture a modern makeover with new materials and technology.
- 66 Be inspired by our fans

PRODUCTS & TECHNOLOGY

- 16 The main "brain"
Learn how the Miniserver communicates with each component for seamless operation of smart home tasks.
- 28 Your home. In your hand.**
The Loxone Smart Home App gives you instant control of your home.
- 36 Tree & Air technology
Find out which option to use to ensure a future-proof smart home.
- 42 Products made just for you
See 11 of our favorite products that are easy to install and affordable.
- 52 Holistic smart home solution
See the 360° Real Smart Home solution mapped out to highlight key products and features.



10



62



28

64



54



06

TIPS & TRENDS

- 06 Lighting: feel the energy**
Basic tips to get the most out of the lighting design in your smart home.
- 15 Cloud-free: your smart home, your data.
- 32 The house that looks out for itself
The Real Smart Home takes special measures to protect itself and its occupants, even when they're not home.
- 41 Light & energy: the pair for life
- 48 The many uses for multiroom audio
Top five reasons why you should use sound in every room.
- 56 Multimedia: tech in your life
Find the sound experience that's right for you.
- 64 Four elements of security**
Reliable protection around the clock in four ways.

LOXONE & BACKSTAGE

- 22 Words to live by
How "No Gimmicks. Real Smart Homes" serves as a philosophy to Loxone and inspiration to all for a new way to live.
- 30 We wanted to change the world
- 38 Beneath the Surface
Touch Surface: Transforming a surface into a point of control.
- 54 50,000 tasks saved, more time to enjoy life.**
See how the Real Smart Home reduces 50,000 tasks a year and gives you more time to enjoy life.
- 61 Fun facts

Publisher & Media Owner:
Loxone Electronics GmbH, Smart Home 1, 4154 Kollerschlag, AT
Responsible for the content:
Martin Öller – CEO & Head of Loxone Marketing
Place of publication: Kollerschlag, AT
Concept & Editing:
Loxone Marketing, joschmidthaler.at, stephaniedoms.com
Editing: typokorrektor.at
Layout: Evrim Sahin – Loxone Marketing,
joschmidthaler.at, wolfganghoeglinger.at
English transcreation:
Tyron Cosway, Courtney Muraczewski
Image sources, if not specified:
Loxone Archive, unsplash.com, istock.com, Acre Designs, Domostock
Information correct as of January 2019
E&OE

Lighting: feel the energy

Text Johannes Bartnitzke
Courtney Muraczewski
Photos Siegfried Stöbich
Read time 7 minutes

Ideal lighting will give you the perfect relationship between function and a feel-good atmosphere. It brings a vital energy to your home, with the ability to completely change the look and feel of a room.

Here, we'll show you a few considerations to have when planning the lighting in your smart home. Get ready to light up your life in a whole new way.



Plan in good time

Lighting in your home does more than you think. It influences your attitude and the feel-good factor in your home. By paying more attention to lighting design, perfect lighting ambience can be achieved. As long as you start planning early. It's best to plan for ceiling spots and indirect lighting during the shell construction phase. Consider the requirements for ambient, task and accent lighting in a room. Any changes later on could bring extra costs. Talk to your Loxone Partner early into the planning stage to coordinate a lighting design that meets your requirements and expectations.

Next level lighting design

What makes sophisticated lighting? The ability to individually adapt to all of life's occasions. Changes such as color and brightness can bring

a different energy. For example, you may want a brighter lighting scene in the kitchen when you're preparing dinner in the evening, but a warmer, dimmed lighting mood when it's time to settle in for movie night.

In a Real Smart Home, the lighting changes with just one touch and the room shines in a whole new way. In developing our lighting products, we have attached great importance to meeting all the requirements of a modern smart home.

Selecting three light sources


There is a very simple rule of thumb that you should follow to bring a stunning lighting design into your home. By using three different light sources, you can create a seemingly endless combination

of contrasting and atmospheric moods (see next page).

Simple control.**Refreshingly different.**

Impressive lighting design gives you the opportunity to change the look and feel of a room, whenever you want. Just as important as design, function is what brings it all together. The Real Smart Home detects your movement and automatically ensures perfect illumination of your rooms especially when you have low or no natural light in the room. In short, the Real Smart Home knows when you need lighting and how much you need. If your needs change, just tap the Touch switch to change the lighting mood.

Lighting moods can be changed individually, quickly and easily. They can be set up and modified in the Loxone Smart Home App. ▶

**Working and ambient lighting**

For perfect working and basic lighting, we recommend area-wide lighting that can be varied in brightness. LED Spots are your best choice for this. These are distributed over the entire ceiling and spread light evenly throughout the room.

**Background and task lighting**

Using background lighting can indirectly fill the room with light. This type of light source is very soft and does not cast shadows, so it's good to keep this in mind. LED Strips are best suited for creating these atmospheric moods. For example, when used properly in shadow gaps or under the bed, you will achieve your ideal atmosphere. The same LED Strip can also be used as task lighting when on full brightness beneath upper cabinetry in the kitchen, for example.

Accent lighting

For special touches in the home, we recommend accent lighting using Pendulum Slims. Easily highlight parts of the home like tables or sitting areas. This creates so-called "islands of light" and directs the eye to certain furnishings. For a wow factor, you could consider a cluster of Pendulum Slims at varying height in a double-volume space.

Perfect overall solution

With options like modern LED Spots that evenly distribute white and colored lighting, and Pendulum Slims that create a concentrated lighting effect, you can find the perfect way to illuminate your home from all angles.

Our experienced Partners are happy to support you in the planning and implementation of a suitable lighting design in your smart home. ■

Find your nearest Loxone Partner at loxone.com/partner

**LED PENDULUM SLIM IN FOCUS**

- ▶ Timeless, elegant design
- ▶ Unique light architecture
- ▶ Flexible application possibilities
- ▶ Gentle, smooth dimming curve
- ▶ Set up in record time

Architecture for well-being



Text Carmen Weidinger
Martin Öller
Courtney Muraczewski

Photos Wolfgang Höglinger
Martin Pröll
Siegfried Stöbich
Mag. Uli Koller

Read time 3-5 minutes

What creates a truly unique living experience? What makes good design so special? Is there more to design than just a matter of taste?

Here, you can find the answers with tips and inspiration about designing and planning a Real Smart Home.



ARCHITECT FACTS

Freelancing since:	May 2011
Projects completed:	140
Largest project:	\$600,000

Since the start of Loxone, living spaces have played an important role in architecture and design, and even a new way of life. While our headquarters, the Loxone Basecamp in Austria, was built focused on a unique working environment, the concept of our showhomes focuses on a lively demonstration of the Real Smart Home philosophy.

We spoke with our architect Martin Leibezeder who is involved in the joint planning and further development of Loxone Showhomes around the world. At his office of Leibez Interior Design, he creates pure living experiences in homes that are reduced to the essentials. Most of them are, of course, smart homes.

Where does the smart home trend come from?

In the course of all areas in our lives, simplicity is key. Making life easier and more efficient. People long for design, technical sophistication and functionality. In our projects, we try to combine these attributes and create smart homes that simplify our lives in the background, without losing any of their uniqueness and beauty.

How do your values shape your home planning?

It all starts with understanding the customer's values for living in a smart home from start to finish. The home is meant to be a personal feel-good oasis, meeting all requirements in terms of aesthetics and function. For this to succeed, it is important for us to get to know our customers personally and to analyze their needs precisely. The findings from conversations along with our combined knowledge gets incorporated into an attractive, modern and feasible design.

What are the current trends?

Following the inspiration of furniture with an international appeal, the interior continues to be very opulent and luxurious. Velvety fabrics meet cool metal. It remains close to nature with light, untreated woods, rough natural stones and textiles made of linen and wool.

What planning errors should you avoid?

Unfortunately, it's common for rooms to be planned by a number of professionals. For example, the kitchen only being worked on by a kitchen designer, the light only touched by a lighting planner, etc. This can lead to a lack of uniformity in the overall concept, no flowing transitions and even a lack of harmony throughout the home. Additionally, an often underestimated and neglected area of the home is its acoustics. Features such as suspended

ceilings, can both positively influence the room in terms of sound or aesthetics and be a useful platform to accommodate the lighting design.

Do you anticipate smart home technology to be used in every project?

For the most seamless planning and integration, the answer is yes. In Real Smart Homes, many processes happen in the background: no exposed technology, unsightly switches, etc. These details are important and they tie in with our philosophy of clean, aesthetic planning. When it specifically comes to automating lighting, sound and shading, we like to recommend Loxone as a flexible, adaptable solution.

Loxone is a future-proof solution that can be expanded and adapted at any time, even with growing requirements. ▶



01



02



03

01 Reading area with lounge chair and floor lamp.

02 Compact kitchen and bar area in an apartment.

03 Integrated knife block with engravings.

How do you plan living spaces for changing needs?

Living space must be able to adapt to the constantly changing requirements of its residents. In our planning, we pay attention to puristic, fundamental designs that are also modern, durable and adaptable. This is especially true for smart home solutions that enrich, entertain or facilitate everyday life.

What other recommendations would you make to people currently planning their home?

Rely on a professional interior designer for the planning and furnishing of your home. They can help you further emotionalize and realize your dream home while we make it possible for you to concentrate on the essentials during the construction phase. Through targeted and feasible concepts, we bring clear decisions and solutions to save you valuable time and money. ■



PLANNING TIPS
TOP 4

1. **Take advantage of modern technology.** Photorealistic visualisations or virtual reality walk-throughs can provide insights into your future home. Unwanted surprises can be avoided ahead of time by these realistic perceptions.
2. **You know best.** Don't overwhelm yourself with too many opinions. Think about your personal daily routines, wishes and needs and write them down. Factor these into your decisions.
3. **Spend time at your future home.** Some details you may need to experience to realize. Spend time on site and try to capture all perceptions and elements (views, sunshine, wind, noise conditions, etc.) to then incorporate them into the planning.
4. **Plan furniture at the start of construction.** You should think of the inside of the home at the same time as the outside. Gather all relevant information for all professionals involved. This ensures a smooth process.

Cloud-free: your smart home, your data.

At Loxone, we've made the conscious decision to never collect or analyze the data of the people living in a Loxone Smart Home. We believe that everyone has the right to unrestricted privacy within their own home.

**Your data, safely stored**

In a Loxone Smart Home, your data stays where it belongs – within the home on your Miniserver. It is the central device, the "brain", on which your data is stored and logic is processed. Unlike other smart home systems, your data is not stored or analyzed in the Cloud. Sensitive information, such as the number of occupants, when movement is detected, the status of the burglar alarm, etc., all remains within your own walls and is not transmitted to the outside world.

No need for internet connection

The Loxone Smart Home can do its job without the internet. While some functions such as remote access, the caller and mailer services, weather data and push notifications require an internet connection; without one you can still enjoy all the other significant benefits in terms of comfort, security and energy efficiency.

Everyone has the right to privacy and the protection of their personal data. This is something we, at Loxone, consider and protect in 100% of what we do.


When it comes to the data of Real Smart Home owners, we follow a very strict principle:

Your smart home, your data.

The main "brain"

Text Johannes Bartnitzke
Courtney Muraczewski

Read time 3 minutes



Loxone connects all components in the smart home, similar to the human nervous system. All strands run together to the central control, the Miniserver. This is where all the thinking in the home takes place. It also effectively allows the individual components and devices to share...

...information with each other. Then it does most of the safety, comfort, and energy efficiency tasks by itself. Through this instant and intelligent interaction, the Miniserver anticipates habits, the wants and needs of the residents, and offers unparalleled living comfort.

Lighting for every mood

With lighting moods, you can create the right atmosphere at the right time. Combine different luminaires, with varying brightness levels and a full range of colors to suit any occasion. Create lighting moods that completely transform the rooms in your home.

Activate these moods with just a tap on a Touch switch or through the Loxone Smart Home App.

Temperature feels just right

In your home, you will always be at a comfortable temperature. In any room, at any time. Just as you like it. This could be a pleasant 70°F in the living room, or a cooler 68°F in the bedroom.

After a short learning curve, the Loxone Smart Home knows the exact temperature requirements of each room and provides intelligent heating and cooling management.

Shading that thinks for you

More than just automatic blinds, shading can help reduce energy costs. For example, they will open to let in the heat of the sun to bring the rooms to a comfortable temperature. In the summer, the shading knows when to close during the day to protect the home from overheating.

The shading knows the position of the sun and time of day; closing at dusk to provide privacy.

Full entertainment experience

Play your favorite music in every room. Wake up to a lively radio station in the morning, listen to soothing sounds during a relaxing bath, have the speakers also act as a doorbell sounder and much more.

Your multiroom audio system can even act as an alarm siren or speak to you thanks to Text-to-Speech.

Protection for you and your family

Rely on round-the-clock protection. At night when you sleep, your home stays awake protecting the family.

If it detects any suspected intruders, your home will not only inform you in good time of the potential dangers, but also try to scare them away. It does this using the lighting, multiroom audio and shading.

Intelligent energy management

The Loxone Smart Home puts the brakes on energy costs. You can automatically remove unused power guzzlers from the grid and make targeted use of stored solar energy to heat your home.

With your private solar filling station, you can also charge your electric car at no cost.

We're home. Our smart home journey.

Text Carmen Weidinger
 Tyron Cosway
Photos Siegfried Stöbich
Read time 7 minutes

Building the perfect family home that is also smart is a dream for many. But for some, the process can seem intense, complicated and tedious. Michael was one such self-builder who had concerns at the start of building his dream smart home. Now, having already lived in it for a year, he looks back on the process and shares his experience – from that first idea to making it all a reality.



1. The dream

A smart home that simply knows what to do. It's a topic that I've looked into with much enthusiasm, but with some skepticism, too. With plans to become a family of three, my wife and I were ready to move out of our apartment and undertake a self-build where all our ideas would come to life. When we first made the decision to embark on this journey, having a smart home wasn't one of the ideas on the table.

2. Smart Home Info Session

One day I registered to attend a Smart Home Info Session at the Loxone Showhome. I read about it on Facebook and wanted to take a closer look at this idea of a

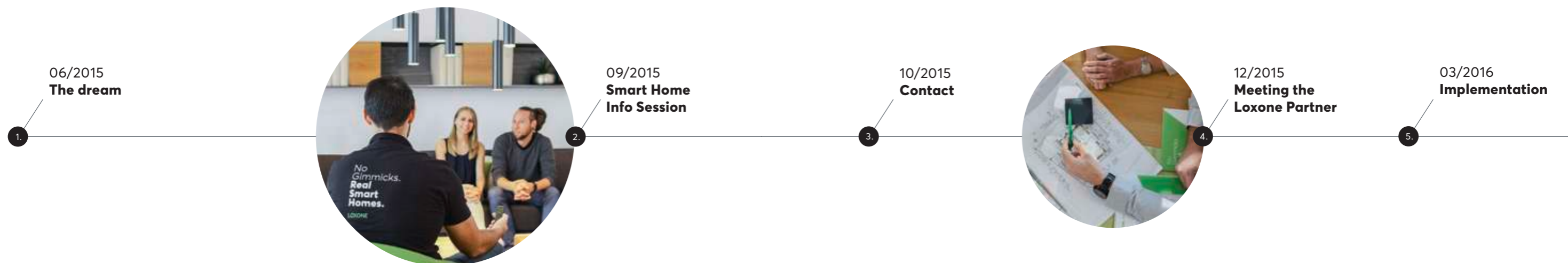
"real" smart home and experience it for myself. My initial skepticism was allayed within moments of starting the Info Session, instead being replaced with curiosity and excitement. There was shading that automatically adjusted according to the position of the sun, the option of different music playing in each room, impressive lighting moods, and loads of possibilities for saving energy. I soon realised it is what I wanted – or rather needed – in our dream home.

To be honest, my wife wasn't as convinced as quickly as I was. It did take a while until we were on the same page regarding home automation.

Are you interested in attending a Smart Home Info Session? Find out more at loxone.com/experience

3. Contact

When I finally got the green light from my other half, we got in touch with the lady that had given us her business card during the Info Session. Full of enthusiasm, I discussed all of our ideas with the friendly voice on the other end of the phone. Her name was Oxana, and she offered ideas and explained the Loxone Standard, guidelines and recommendations that make up a Real Smart Home. Their approach to home automation and how to implement these seemed very logical to me. Next, Oxana explained the network of Partners and pointed out the different statuses and skillsets of the installers; and then located a Partner in my area that would be able to work with us on our installation. ▶



Having identified the perfect Partner, Oxana contacted them straight away to share our vision of a dream smart home. As we were working on our budget at this point, it was really important for us to get a quote with a good idea of how much the installation would cost. When the Partner got in touch with us, it was clear Oxana had explained this important point.



of more finite elements. My wife and I made a few notes during those first few weeks of things we might like to change or features we wanted to adjust. We then discussed these and put some of them into place at the follow-up meeting with our Partner. For example, every evening we lowered six of our 18 shades early for additional privacy from our neighbors. Now, our house knows to do this work for us at dusk. Without any action on our part, just like that. While the shading adjusts itself, we can relax and enjoy the sunset on the terrace.

4. Meeting the Loxone Partner

This was all followed up with a face-to-face consultation with the Partner. We discussed the entire project together, making a few logical adjustments here and there. All of our questions were answered and it was easy to agree on the potential scope and cost. This was the first step to our very own smart home.

5. Implementation

During the entire planning process and throughout the build, both my Loxone Partner and Oxana made themselves available to answer any of my questions and made sure that we were happy with the process so far.

6. The first night

When it finally came time to move into our dream smart home, our Partner showed us all of its features. Even though we had already experienced most of the features during our Info Session, and were familiar with the Loxone Standard, it was good to get a refresher and some more information. That first evening, when the blinds closed by themselves and I could scroll through the different lighting moods, I was in my element. A sense of pride was expressed not only on my own face, but on my wife's face too. We both knew that we made the right choice and ended up with exactly what we envisioned (and it would probably make our neighbors a little jealous too). When we were getting into bed on

our first night in our new home, we could activate Night Mode with a triple click on our bedside switch. We knew exactly what this would do. All the lights in the house turned off, the burglar alarm was activated and devices in standby, like the TV, were powered down...just like that! Despite still having mountains of boxes around the house needing to be unpacked, we had a very restful night's sleep. We were home.

7. Optimizing & adjustments

Two months in, our Partner came to visit us to go through any optimizing or changes that we needed, now that we had lived with the system. Our house was handed over to us with many useful automatism and routines already in place. What we needed to do now was the adaptation and individualization

8. Smart living

Even today, a good year after moving in, our Loxone Smart Home fills us with joy. The reason? There is so much around the house that we no longer need to manually do ourselves. Instead of walking from room to room to turn off the lights, we can relax and spend time doing the things we enjoy. We can spend more time together as a family. We don't have to worry about shading either, because it adjusts all by itself; not only providing privacy, but also working in unison with the cooling and heating too. Our minds are finally free of these unnecessary tasks. (Except taking out the trash. My wife still makes me to do that.) ■



Loxone Partners: The experts for your dream smart home

Loxone has a strong network of passionate and committed Partners. Thousands of customers have already trusted them to build their dream smart homes. Why not you, too?

Put your project in the right hands and fulfill your dream of a smart home with the support of your Loxone Partner. They are your go-to professionals providing you with more than just a home, but also the Loxone promise of less tasks and more time to enjoy life.



Words to live by No Gimmicks. Real Smart Homes.

Text Martin Öller
Carmen Weidinger
Courtney Muraczewski

Photo Oladimeji Odunsi
Siegfried Stöbich

Read time 5-7 minutes

It's not just a saying to us. It's a philosophy and an attitude that we carry. Words we live by and inspiration for a new way to live. Originating from the idyllic Kollerschlag, Austria – the headquarters and birthplace of Loxone – it is now a widespread way of life for people around the world.

Deeply rooted in the company's DNA, these words influence our actions every day, from conception of ideas to recommended solutions for Real Smart Homes.

The goal: more time for life

At a time when people fly to the moon and cars park themselves, we believe that a house should be able to do most of the safety, comfort and energy efficiency related tasks by itself. Only then will we experience a Real Smart Home.

Instead of spending hours dealing with technology, a Loxone Smart Home gives these valuable hours back to people. In fact, it can actually reduce 50,000 tasks per year and give you more time to enjoy life.

Technology isn't everything

Instead of the complicated extra bells and whistles – common gimmicks found in new technology – we focus on people and everyday life in our own four walls.

Unfortunately, the topic of smart homes is often misunderstood. Many people associate it with a flood of technological fads and gimmicks. Loxone is taking a different approach here. Just because something is technically possible doesn't mean we should include it in our daily lives or, in fact, that it will improve our lives.

Smart Home Evolution

Looking back through the history of smart homes, they exist in three generations:

1.0 || The era of buttons and switches:

The smart home begins with many small buttons and switches. The home still needs all your attention to perform tasks in a complicated way.

2.0 || The overabundance of technology:

This is the phase in which most functions rely on the use of an app or voice commands. Operating the house could be more efficient.

3.0 || Welcome to the Real Smart Home:

This is where Loxone comes in. With the goal of reducing thousands of tasks per year, the home has automatic functions to let you live life more easily. ▶



Smart Home 1.0

The era of buttons and switches.



Smart Home 2.0

The overabundance of technology.



Smart Home 3.0

Welcome to the Real Smart Home!

One complete solution instead of single products

Loxone offers endless possibilities for the integration of smart home solutions. It's easy finding what's right for you with our range of components that interact together seamlessly.

As homeowners, we accept the idea that there's stability and reliability within our own four walls, which is why we decided to develop our own products for every field of application. This could be in the area of lighting with our own LED Spots or in the area of music with our Music Server and perfectly matched speakers. This enables us not only to guarantee a great overall experience, but also the smooth interaction of all components for many years to come.

Designed for life

Loxone products and software are designed to perform reliably throughout the lifetime of your home. At a time when one trend chases another, this is an unusual benefit. This idea is always a factor in the development of each software version as well as in the selection of materials and the structure of our products.

For example, when creating our Intercom, we opted for glass and metal instead of cheap plastic. Even after 10 years you will still enjoy this product, knowing it will provide a clear picture of any visitors. Our Miniserver, the "brain" of every Loxone Smart Home, has no moving parts and is designed to work 365 days a year. No gimmicks, Real Smart Home products.

Simple standards and recommendations

Based on our experience of realizing thousands of smart homes, and above all, the experience we have gained in our own homes, we have created simple standards and recommendations. For example, the Real Smart Home only operates by Touch switches when necessary, or when you want that extra control. But to make your life easier, the home does most of the work itself. ▶



With our free Smart Home Info Sessions, see the possibilities of Loxone up close for yourself. Book a place at an Info Session today: loxone.com/experience

» Designed for life.

This idea is always a factor in the development of each software version as well as in the selection of materials and the structure of our products. «

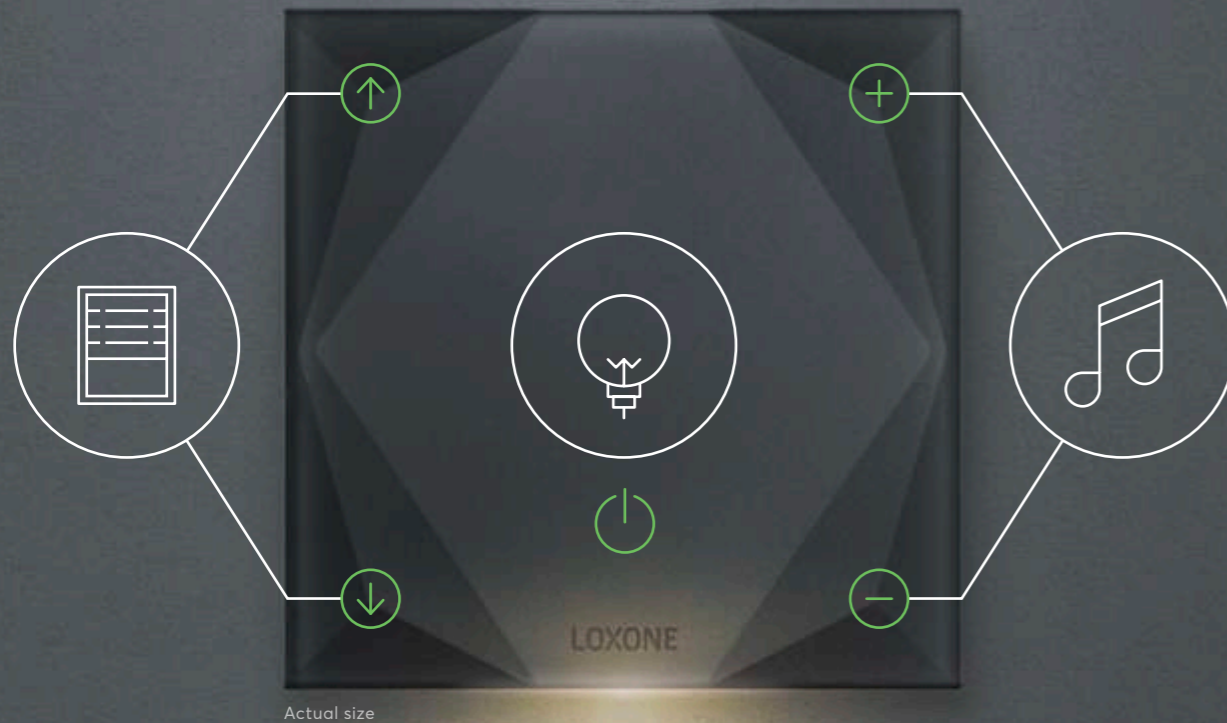
Thomas Moser, Founder



The Loxone Switch Standard

A Real Smart Home performs most important tasks automatically. Sometimes, a homeowner may want extra control. This is possible with just a tap on one of our Touch switches. Essential functions for every room such as simply switching lights on and off or changing the music volume are available instantly.

The Loxone Smart Home, with the Loxone Standard, is a system so advanced that it adapts to you more than you have to adapt to it. All touchpoints in each room should be set to have the same functions for easy, intuitive use. No more need for extra labeling and learning.



Single tap

With a single tap on the center lighting area of the Touch, you can switch the lights on/off and switch between all predefined lighting moods.

But that's not all, you also get control with a simple tap on each respective corner for music volume and shade position.



Multiple taps

With a double tap on the top right corner, you change the music source. A double tap on the bottom right corner stops the music.

A double tap on the center touchpoint will turn off the lights. With a triple tap on this same point, usually upon leaving the home, the whole home's lighting will shut off and the alarm will be armed.

Let's end the switch chaos

How could an idea so simple be this revolutionary? It's easy with the Loxone Standard. Operation in all homes becomes clear, and above all, uniform across all rooms.

As a prime example for easy living in the home, the Loxone Standard also helps with planning your smart home. In the past, professionals would be

left with so many questions about switches needed on the walls. They would have to consider all possible cases for the future, like adding a new lighting fixture. Not ideal for installer or residents. We put an end to this by creating a concept, paired with our technology, that was shaped with the installers and homeowners in mind.



No matter what feature: lighting, shading, music, or alarm. No matter what device: iPhone, Android, Amazon, smartphone or tablet. Live easy with the Loxone Smart Home App.



Apps & displays:

Always there. Rarely needed.

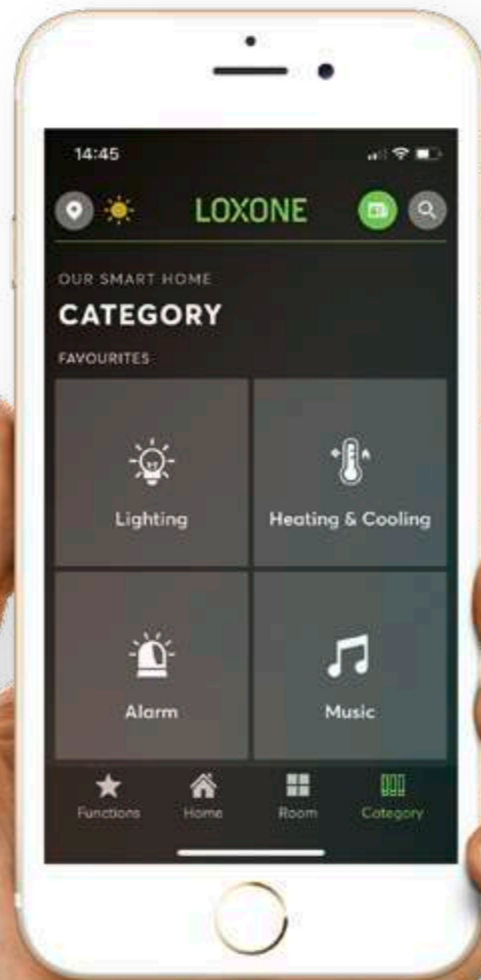
The Loxone Smart Home works just how you want it to on its own. With the addition of the Loxone Smart Home App, it literally puts all the functionality of the smart home in your hands.

For example, if someone wants to activate the sauna directly from the ski slope or even from the iPad Wallmount, the app is a quick, easy way of doing so. You can set the temperature in the bathroom, select your favorite song or simply get an overview of the home's current power consumption. Then when you're done, the home continues to function smoothly on its own. Just as expected. ■

Your home. In your hand.

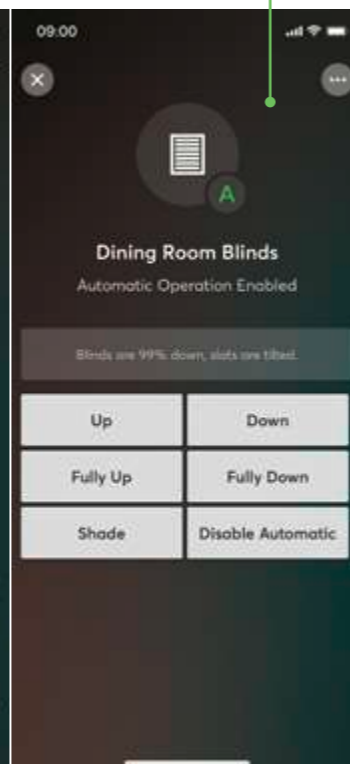
The Real Smart Home relieves you of daily tasks and thought processes by taking care of them for you. At any time, you can control any function manually. At Loxone, we offer the most powerful app for this purpose. And, of course, at no extra cost.

Text Johannes Bartnitzke
Courtney Muraczewski
Read time 3 minutes



Music
Choose to play your favorite playlist or streaming services in any room.

Shading
Shades go up or down automatically. With the app, you can also adjust any blinds, awnings or curtains at any time.



Weather
Connected with the Loxone Weather Station and Weather Service, you get exact weather data and forecasts for your location.



Temperature
Forget outdated thermostats. In the Loxone Smart Home App you can set times for heating and cooling and set the degrees to what feels best for you in each room.



Push Notification
Door bell rang. Sauna's ready. Burglar alarm triggered. These notifications and more can be sent to you free of charge. You have control of what notifications you receive.



Door control
Missed a visitor? A photo is stored in the app so you can see who rang. You can also see and speak to visitors at your door through the app.



» We wanted to change the world. «

Martin Öller



It all began in their own four walls. With the desire to make living more comfortable and make a positive change in the world. Today, Loxone's Thomas Moser and Martin Öller are giving people back the only thing that is irreplaceable: **Time to live.**

Text Stephanie Doms
Carmen Weidinger
Courtney Muraczewski

Photo Patrick Obermayr

Read time 3-5 minutes

After 10 years of starting your smart home journey together, how did it all begin?

Tom: Officially, it all started 10 years ago. We had actually been working on the Real Smart Home solution in a basement for a long time. Today, it makes us happy to see that it makes thousands of people around the world happy.

Martin: I was building a house at that time. As an experienced technician, I thought I needed a system that was state-of-the-art. But I soon realized that it didn't really contribute to quality of life. Despite the latest technology, I had a house that was still "stupid". We had to change this, and Loxone was born.

What is your goal?

Tom: We want to change the world (laughs). Sounds silly, but it was never about money. Economic success is merely the confirmation that we are doing the right thing. We are often compared to start-ups – wrongly so. Right from the start, we wanted more than just an idea, we wanted to make the real deal. Our goal is to improve the quality of life step-by-step, and to do so sustainably.

You make business sound easy. Was it always like this?

Martin: We are united by fundamental values, especially with regard to our dealings with customers and employees. But the beginning was still hard. I remember all too well the decommissioned village hall building where we had our first company headquarters. A crumbling facade, leaking windows and creaking floors. I'm pretty sure that many of the job applicants at the time would have preferred to turn back at that sight (laughs).

Tom: Even the funding phase put us to the test. Actually the beginning was a continuous thunderstorm with danger of flooding. So, at the beginning, the bank refused us financing. But we overcame that. And it is still a milestone for me today that we are still free of investors and external shareholders. We enjoy being free to decide what to do. In my opinion, this freedom is part of our recipe for success.

What moments do you like to look back on?

Tom: Christmas 2009, when the light shone for the first time in my home, thanks to the "brain" in the smart home, our Miniserver.

Martin: And when, in June, the first product was sold on the market.

Tom: Wow, the beginning was really exciting.

Martin: And also, it was great always being accompanied by family, friends and peers all supporting us along the way.


Tom: Yes, we were often viewed as if we were gambling away our homes. But it wasn't like we were trying something outside of our studies that wouldn't have mattered if it hadn't worked. We were already in another phase of life. When we started with Loxone, it meant something for us: to be or not to be.

"To be", as it is now for you, must be challenging. How do you find courage to make decisions?

Martin: If we had made average decisions, we would have average products today. The biggest enemy is, and remains, mediocrity. There is this saying that has shaped me: that you should be grateful for what you have achieved, but that satisfaction is a danger. Only when you make unconventional decisions do you get a really promising result.

Do your employees share this passion?

Tom: Enthusiasm is certainly part of our philosophy. We also pay attention to this during job interviews. Otherwise it would be like a butcher putting a vegetarian behind the counter.



What do you think about today's smart homes?

Martin: The topic is still too technical. In our opinion, it's not about embellishment, it's about comfort. Do we really need a camera in the fridge?! This is exactly where our products differ.

Tom: No Gimmicks, Real Smart Homes. That's all (laughs). We make solutions that simply improve life at home – no more, no less.

How has Loxone improved your life at home?

Martin: An essential benefit: you simply don't have to deal with much anymore. Everything functions automatically.

Tom: And the most striking thing is how little it attracts unwanted attention. No technical bells and whistles in the foreground, no countless remotes and switches – only the essentials.

What do you want for the future?

Martin: For our idea of the house that knows what to do on its own to spread over the entire globe. Ultimately, it should make millions of people around the world happy because it takes a lot off their hands in their everyday lives.

Tom: We are asked again and again, where the journey of Loxone could still go now. I can only say that we're on a long journey and whenever the world thinks we can't go any further, then we really get going! ■



The house that looks out for itself

Text Martin Öller
Tyron Cosway
Photos Siegfried Stöbich
Read time 5-7 minutes

A burglary occurs almost every minute. Being burgled isn't a momentary event that only affects our home and belongings; it can have a lasting impact on our lives. The level of security in your home can be a genuine deterrent or prevention of being burgled.

What does protection from break-ins look like in a Loxone Smart Home?

On guard: Ready to protect

A Loxone Smart Home is always on the lookout. It's a case of always being prepared but hoping it never needs to spring into action.

Imagine this: you and your family are on a much-deserved holiday. Your home may be empty but it certainly doesn't appear that way to any on-lookers.

Sophisticated home automation means your home doesn't give any clues to potential burglars that you're not at home. While you're away, your home mimics your presence – turning the lights on and off and opening and closing blinds – just as it would if you were at home. By realistically recreating these actions, it's very unlikely that a potential burglar would think that no one is at home. For opportunistic burglars, this presence simulation feature quickly reduces the chance that your home will be a target.

Lights, shading, action

If a burglar does try their luck, your home will immediately spring into action – with the likes of conspicuous flashing lights and an overwhelming alarm tone – all in a bid to send them running for the hills.

You can't hide from me

There are many ways a burglar could potentially find their way into your home. Whether it's through a window or an unlocked patio door, using a combination of sensors including motion sensors and glass break sensors, your home will know when something is amiss and start reacting immediately.

Smart Home 1:0 Burglar

If your home detects an intruder, a three-phase alarm is triggered to alert you, and any passersby, as soon as possible. This gives the burglar as little time as possible to make off with any of your belongings. ▶



Audible alarm

In the second phase you will receive a call on your mobile phone and your Loxone Music Server will turn the multiroom audio up to full volume. It can play a sound of your choice, from a shrill alarm tone to heavy metal. Either way, it attracts attention and makes a burglar more likely to leave in a hurry.

Silent alarm

You will immediately receive a notification via the app on your smartphone. If a false alarm is registered, your home will automatically take care of this for you.

What else can you do?

Five tips

Even though your smart home will keep watch and automate various safety and security aspects for you, there are still a few things you can do to contribute to the protection of your own four walls. Here are five tips for you to consider to minimize the risk of burglary and give you more peace of mind.

1.

Avoid hiding your front door keys

Whether it's underneath the doormat or under a flowerpot, chances are criminals have thought about these hiding places for keys too. Don't risk it. Never leave a spare key hidden somewhere outside. Instead, keep your keys with you and perhaps think about using smart access features like pin code entry that unlocks your front door.

2.

You've got mail ...plenty of it!

If you're going away for more than just a quiet weekend break, then chances are your mailbox will be an easy telltale. If mail starts piling up, then it's obvious that no one has been home. This makes an opportunity for a burglar to make their way in and take their time going through your belongings. To avoid this obvious indicator, you should ask your neighbors to take in your mail while you're away.

Visual alarm

Phase three sees your smart home opening blinds and curtains to draw attention to the intruder. The Loxone Smart Home is now "transparent". Coupled with conspicuous flashing lights throughout the house, your neighbors and passersby are more likely to see that something is amiss.



3.

Be wise about your social media posts

You're waiting to board your 10-hour flight for an all-inclusive week away at a 5-star resort. Social media might be a great way to share the news of your holiday, but the information this gives potential burglars is invaluable. It's no effort for someone to search for specific hashtags and locations to narrow down their options of houses to burgle. Try to hold off from posting your holiday snaps until you're back home.

4.

The writing is on the wall

Perhaps you've seen such markings on one of the bricks. It's probably kids being a nuisance, right? Well, it might not be. Some criminals have been known to leave markings on walls, mailboxes, driveways, or doors as part of a secret language. For example, these can denote a wealthy target, a vulnerable occupant, warning of a guard dog, or a property with no alarm. If you ever find one of these on or near your property, take a photo, try to remove it, and contact the police.

5.

Close and lock those doors & windows

Check your insurance policy; it probably asks you if your windows have key-operated locks and if your doors have five-point multipoint locking systems. If they do, you're expected to use these. Leaving your window slightly cracked to allow some air circulation while you're away on holiday is not worth the risk. This makes it easier for someone to gain access to your home. Be sure to properly close all doors and windows and to lock them. Plus, ensure keys are out of site of any curious passersby. This is more than just good practice, it can also be a condition of your home insurance. ■

Tree & Air technology

Text Johannes Bartnitzke
Courtney Muraczewski
Photo Siegfried Stöbich
Read time 2 minutes

Loxone offers a 360° smart home solution using technology and intelligent automation to provide you with a unique and incomparable living experience. A future-proof home that is capable of delivering this requires reliable technology. We'd like to introduce you to two such options that, in essence, serve as the neurological pathways of a Real Smart Home.



TREE



Reduces cabling up to 80%



Commissioned in record time



Developed specifically for use in a smart home

Simple and fast installation

With the development of our Tree Technology, we pursued a clear goal: to reduce the cabling and installation time of a Real Smart Home. Coupled with the know-how of Loxone Partners, the integration of Loxone Tree devices into a smart home - from LED Spots, to motion sensors and Touch switches - can be achieved with an unparalleled ease-of-install.

"Thanks to Loxone Tree technology, I can plan Real Smart Home projects more precisely for my customers and implement them much faster. What I love most as a service provider is that the technology is extremely stable and reliable. There's almost no need for service calls; both customers and residents are kept happy."

Robin Salewski
CEO - Ecopower GmbH
Loxone Platinum Partner



Updateable



Fully-encrypted communication



Minimum energy consumption



AIR

Perfect for smart home renovators

Loxone Air technology is a benchmark of innovation, especially for those looking to incorporate home automation in a renovation or refurbishment. If your install doesn't present an opportunity to pull cables, or you'd just prefer not to, then Air technology is your best choice.

"After moving into our Real Smart Home, we realized we forgot some details during the planning phase.

In our basement, for example, the lights didn't turn on automatically. We contacted our Loxone Partner who knew just the right solution. He retrofitted a wireless motion sensor in just a few minutes. We were very surprised at how fast it was - thanks to the Air technology - and we're happy that it saves us from yet another task."

Sarah S.
Loxone Fan, age 28

Beneath the Surface

A few years ago when we were having a pool installed, a question arose: How could we control the counter current for the pool when we're actually in the pool itself (much like you can when you're in a hot tub)? A step further; how about a switch that was part of the smart home system and could be activated with just a single touch? This thought was where the idea for the Touch Surface was born...

Text Martin Öller
Tyron Cosway
Photos Siegfried Stöbich
Read time 5-7 minutes

A symbolic start

One of the founders of Loxone, Thomas, made a spontaneous recommendation one day: "Why don't we integrate controls into the surrounding concrete of the pool? So that with just a simple touch you can switch the counter current on or off."

"That sounds good, let's do it. I'll think of a few creative symbols and mill the stone," was the equally spontaneous answer from Martin, the other Loxone founder. A prototype project was started, components ordered, wiring in place, and the experiment had begun. The result was a practicable and simple solution. Using a technology that is found in every smartphone today resulted in a "wow" from guests the moment they saw it in action.

Years later: We turned to the kitchen

Having proven itself, Thomas and Martin turned to the pool-side switch (known as the "Pool Stone") a few years later when a similar question arose during the planning of the first Loxone Showhome in Kollerschlag. "Can we somehow integrate something into the kitchen worktop so that we don't always have to reach for a switch on the wall when our hands are messy from preparing food?", the pair tinkered around with the idea, made a few sketches and turned to the initial planning of the 'Pool Stone'. The concept was there, it only needed to be refined to suit the standards of a Loxone Smart Home. More ideas soon followed, *we could integrate LEDs to indicate the status, and some* ►

What do you love about your Touch Surface?
Send us a photo and a short description.

We'd love to hear from you at office@loxone.com



challenges were tackled like *we need to find a way to prevent accidental activation, such as when someone puts a pot on it.*

Time to create the prototype

Martin phoned a friend of his at Strasser, specialists in stone kitchen worktops, "Hannes, we have an idea. We need some samples with different milling designs." In no time at all, stone samples were stacking up with our research and development team. Next step, soldering and experimenting, with the 3D printer turning out the first housing of the components.

"After 14 days, we had the first usable sample in our hands. We were thrilled with how it worked, and were sure that our customers would be too. And, of course, it had to be installed in our own kitchens as soon as possible."

The "Touch Surface" project was firmly underway with the code name "Excalibur"; which would see the early version of the "Pool Stone" being further improved.

What goes in the kitchen goes everywhere

With the realization of the idea of being able to integrate control directly into a surface, new ideas quickly started to emerge of where else this solution could be used.

"On the patio table! I inevitably need to control something when we're sat at the patio table. My children weren't in favor of the complicated remote control we had up to this point."

"How about at the coffee table? I would then have control of the lighting and volume always at hand."

When the first prototypes were handed to Loxone employees – also called Loxonauts – for testing, their creativity and imagination were fueled even further. A colleague, who really enjoys listening to music in

the morning, decided to install one of these switches behind the tiles in the shower. "Yes! Finally, I can turn the volume up when one of my favorite songs comes on while I'm showering."

Over to you. What would you transform?

What started years ago as a pool-side project has resulted in an award-winning product available to everyone in the form of the Touch Surface. Today, anyone can turn (almost) any surface into an intuitive point of control for their smart home. Whether you need a wired or wireless version, from a solid kitchen worktop to smaller pieces of furniture or fixtures. Let your imagination run wild and work with your trusted Loxone Partner to realize your creative ideas.

Feeling inspired? You can find more ideas and videos about the Touch Surface on our website at [loxone.com](https://www.loxone.com) ■



TOUCH SURFACE IN FOCUS

- › As if by magic...turn your furniture into a switch
- › For intuitive control of lighting, shading, music
- › Five capacitive control touch points
- › Integrate into stone, ceramic, wood, glass
- › Freely-assignable LED status lights



Text Johannes Bartnitzke
Courtney Muraczewski
Photos Siegfried Stöbich
Read time 2 minutes

Light and energy: the pair for life



When it comes to planning your dream home, there is a seemingly never-ending list of decisions to make. Possibly one of the most important decisions is your choice of lighting, as this can have a lasting impact on your comfort and well-being. It's not only about providing suitable ambient, task and accent lighting, but about energy efficiency too.

From halogen to LED

Conventional lighting such as incandescent bulbs, and specifically halogen bulbs, have had their day. The energy costs for conventional light sources are very high and offer very little flexibility. But modern LED technology, on the other hand, enables smooth dimming with low energy consumption.

Lighting adapted to your needs

For different situations, you might want lighting that can be individually adjusted in terms of brightness, temperature and color. Whether your children are sat at the table doing their homework needing bright lighting, or you have friends over to enjoy a few drinks

after work wanting dimmed lighting, the Loxone LED lighting range can create the perfect environment.


24V LED Lighting – long-lasting, energy-saving, and environmentally friendly

Modern LED light sources are now a mainstream option; boasting impressive efficiency and a long life. From spots, to pendants and ceiling lights, we develop our LED lighting specifically for use in a smart home. Our extra low voltage 24V lights can meet the demands of both simple and detailed lighting designs. Loxone LED lights are made to last, with a life span of 25,000 operating hours. So, you won't have to think about changing a light bulb any time soon. ■

01



02



03

04

Products made just for you

Loxone changes how you live in your home. It thinks like you and takes care of mundane tasks on its own. So you can focus on more important things. We design our products with passion and attention to detail. Our products and solutions can interact seamlessly, are easy to install, and beyond that, are still affordable.

What you get: the most powerful and intelligent products and software for a Real Smart Home.

LOXONE



05



06



07



08



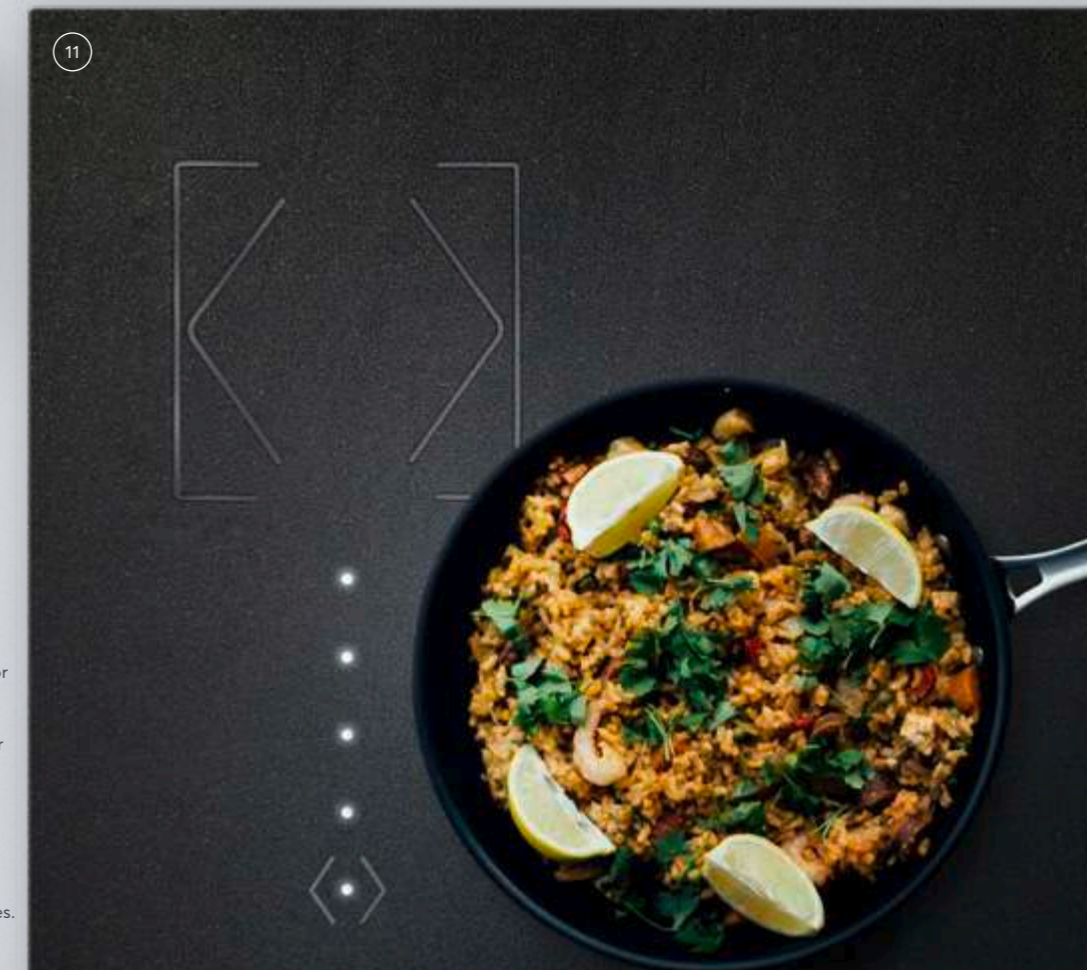
09



10



11



01 Pendulum Slim: Adds a special touch to any room, or moment, in the home.

02 Wall Speaker: High quality in performance and design.

03 Touch Pure: Revolutionary control in the home meets timeless design.

04 Touch: The next generation of a switch.

05 Miniserver: The brain of a Loxone Smart Home.

06 Miniserver Go: The intelligent solution for renovators and refurbishers.

07 Remote Air: The wireless remote for your smart home.

08 Key Fob: Enter your home safely and easily with just a tap.

09 Music Server: The first multiroom audio system developed for use in smart homes.

10 NFC Code Touch: The perfect access control solution.

11 Touch Surface: Transform any surface into one unique control element.

Goodnight & good morning

The bedroom is our place of comfort. Where we recharge for the next day. The Loxone Smart Home supports you with the perfect temperature and a pleasant nightlight. Begin your day on the right note and full of energy.



Text Carmen Weidinger
Courtney Muraczewski
Photo Alexandre Grégoire,
Träumeland
Read time 4–6 minutes

Goodnight function

At bedtime, just a triple click on the Touch switch next to the bed will let your home know it's time to shut down for a restful sleep.

This means all lights and music deactivate throughout the entire house. At the same time, your home turns off all TVs and more to avoid using unnecessary standby power. In addition, your home ensures the temperature and lighting in the bedroom are just right for sleeping.

Plus, you're kept safe. Your home locks all entrance doors and lowers all shading. It makes sure the garage doors are closed. And if any windows and doors are still open, your home will notify you.

Then, the burglar alarm system activates itself to ensure safe, restful sleep. Motion sensors, which normally automate the lights, now serve to detect intruders and raise the alarm.

Subtle night light

If you should get up at night, your home will light up the way with soft, dimmed lighting – there and back.

Pleasant temperatures

Living room: 72°F
Hallway: 70°F
Bedroom: 68°F

These are suggested temperatures, for a conducive level of comfort in different rooms. In a Loxone Smart Home, each room is at the desired feel-good temperature at the right times. Even at night. This is because the temperature can vary; in the bedroom it can be lowered once you get into bed for a more comfortable sleep.

A refreshing way to wake up

Let the first rays of the morning sun gently wake you up by automatically slanting your shading in the bedroom. Instead of the annoying old school beeping alarm tone, your favourite radio station or your personal get-up-and-go playlist fades in. Even if you

are not a morning person, this is a great way to start the day.

Loxone Touch Nightlight Air

In the Loxone Smart Home, you can be woken up in a way that suits you; with your favorite music or with the Touch Nightlight Air. All it takes is a stylish element on the bedside table. For example, let dimmed light and birds gently twittering awaken you. As the name suggests, the Nightlight Air also provides soft night lighting. The intuitive concept of the Loxone Touch – with just five touchpoints for operating lighting, shading and music – has also found its way into our new product.

The timeless design with its glass surface gently blends into your room. Set the wake-up time to one that is convenient for you with just a tap on the glass surface of the Nightlight Air.

The Loxone Air technology allows the Nightlight Air to be positioned anywhere in bedroom. ▶



TOUCH NIGHTLIGHT AIR IN FOCUS

- ▶ Integrated color light
- ▶ Digital display of clock and alarm time
- ▶ Integrated Loxone Switch Standard
- ▶ High-quality glass surface
- ▶ Speaker for alarm clock
- ▶ Freely positionable, thanks to Air technology

COMING
SOON





Restful nights for your baby (and you)

Many companies focus on improving quality of sleep, like Träumeland (Traumeland). But more specifically, Traumeland pays special attention to babies' and children's sleep with mattresses that offer optimal comfort and breathability.

We know that for many of you, everything at the moment may revolve around homebuilding and, possibly even, family planning. But how does the parents' bedroom differ from that of their children? And how do I choose the right mattress for my child? We asked Hannes Nösslböck, founder of Traumeland and father of three.

For the right temperature in the baby's room you have the smart home, but what about the mattress? Babies spend most of their time sleeping in their crib. Therefore, a healthy and safe sleeping environment deserves special attention. Traumeland's mattresses offer parents just that. The best for their baby. In

addition to optimum comfort, your baby will get the greatest possible air circulation. To avoid overheating during your baby's sleep, we produce mattresses with breathable material.

What lighting do you recommend to your customers?

The brighter the room, the more spacious and inviting it becomes. Especially in daylight, this also applies to the baby's room. However, when it comes to planning the light sources in the room, you should consider the brightness and ability to dim the lighting. For instance, dimming the light signals that it's bedtime to the baby. If the baby wakes up during the night, having dimmed lighting on instead of a bright light helps ensure the little one doesn't think it's daytime – making it easier for them to fall back to sleep.

When buying a mattress, what should I look for in terms of comfort for my child?

Inside the mattress, there are air channels that allow the air to circulate and also prevent heat build-up. Optimal comfort is guaranteed in order to protect the not yet fully developed spine in the best possible way. Now, of course, the best mattress is only as good as its cover. I recommend a reliable cover with integrated moisture protection, which is also air permeable. This ensures that the baby can breathe easily, even if it lies on the mattress face down. With additional features like removable mattress covers, mattresses that specifically support babies and toddlers, and with reinforced edging for baby's first attempts at standing – it all adds to a safer sleeping environment making parenting a little easier.

How did Träumeland get the idea to specialize in baby/children mattresses?

When my brother was born, which was over 50 years ago, my parents were anything but satisfied with the baby mattresses available on the market. For them, this was the moment they decided to develop a baby mattress themselves. So they laid the building blocks for the brand Traumeland, which was founded in 1997. To this day, we are working on innovations to make every baby's sleeping environment even healthier. Just as if we were producing for our own children. ■



TOP 6

SLEEPING TIPS FROM A PROFESSIONAL

- 1. Quiet transition:** One hour before going to bed, it should be time for rest. Use low volumes and reduce your activity level in the home.
- 2. Signal sleeping time:** Darken the room, dim the light or switch on the nightlight. If your baby wakes at night, speak in a quiet voice and only turn on dimmed lighting. You can make your Loxone Smart Home do these things for you automatically, making bedtime even more relaxing.
- 3. Routine:** Fixed bedtime routines make it easier to fall asleep. Babies can easily perceive certain habits and become more relaxed. Bedtime rituals like goodnight songs, reading
- 4. Reduce dependence:** Get your baby to fall asleep alone more often. A child gets used to this situation. If you carry him around all the time, your baby will expect the same situation each time they wake up.
- 5. Consistency:** Getting into a consistent daily rhythm increases the chance of quiet and restful nights.
- 6. Be patient!** aloud or even a calming bath will help. Your baby gets used to this and falls asleep easier.



FACTS

Staff	100
Export ratio	80%
Units per year	> 500,000
Hannes' children	3

The many uses for multiroom audio



Text Carmen Weidinger
Courtney Muraczewski
Photo Siegfried Stöbich
Read time 3 minutes

Music is significant to us – it touches our soul and influences our well-being. In the Loxone Smart Home, audio forms the basis for many useful functions. We listed five reasons why you should rely on audio in almost every room:

1. Different music in different rooms

While dad listens to classic rock in the office, mom listens to her podcasts in the living room and the little one is accompanied to sleep by her favorite audiobook in the nursery. All while the son celebrates his birthday with friends and party music in the game room. Different audio sources in different rooms...it's no problem in a Loxone Smart Home!

2. A new kind of doorbell

When someone rings the doorbell, instead of the classic doorbell, a customizable sound is heard from the multiroom speakers. If music happens to be playing, it stops briefly to play the notification sounds. Plus, at specific times during the day and night, the doorbell can be muted automatically in the children's room so as not to disturb their sleep.

3. Scare off intruders

If your Loxone Smart Home detects a potential intruder, the home plays a specific audio track at full volume. More than just an alarm siren, being met with a multiroom audio system blasting out music is likely to make any unwanted guests decide against going any further.

4. Immediate alarm in case of emergency

Time is of the essence when it comes to potential dangers such as fire, smoke, an escape of water or an intruder. Being informed as soon as there might be risk or danger in your home can, in some situations, save lives. Including multiroom audio speakers in your bedroom ensures you can be alerted as soon as there is a potential danger anywhere in your home; waking you from your slumber so you can immediately take action to ease damage and safeguard your family.

5. Alarm clock

In a Loxone Smart Home, you won't get woken up by the classic, annoyingly shrill alarm clock. Instead, be woken with your morning playlist fading in on the bedroom speakers. Whether it's a gentle, nature sound track or motivating get-up-and-go music. ■

Learn more about the Loxone Music Server at shop.loxone.com



MUSIC SERVER IN FOCUS

- › 100% developed for the Loxone Smart Home
- › Plays your favourite music in any room
- › Use for burglar alarm, alarm clock, doorbell...
- › Storage for over 250,000 songs

LOXONE



Source of inspiration



Explore more of our case studies in detail on our blog and follow us on social media for even more ideas and inspiration. Follow us on Instagram @loxone.smart.home



In over 90 countries – whether in a single-family house or a stately villa – residents around the world will enjoy fewer mundane tasks and more time to live. Along with their stories, Real Smart Home owners share images of their living spaces. Now it's time for you to get inspired to live a simpler, smarter lifestyle of your own.



Holistic smart home solution

The dream of the 360° Smart Home becomes a reality with Loxone. You get everything from one source, with the certainty that all components unite to form a complete ecosystem. The Miniserver is the "brain" of the system. It lets all the individual components communicate and react accordingly to make your home a Real Smart Home.

You can find more than 200 products at shop.loxone.com

5. Air quality
The automatic control of the ventilation depending, for example, on presence, humidity or temperature; ensuring fresh air around the clock.

6. Temperature & Climate Control
The Loxone Smart Home works with an endless array of heating and cooling sources to ensure each room is at the right temperature, at the right time.

7. Energy Management
In order to save energy, your home can intelligently switch between the electricity grid or energy generated from solar PV. It can also turn off energy guzzlers and direct solar energy where it is needed the most.

2. Safety & Security
When it comes to safety & security, you can rest assured with a product range that includes motion sensors, door & window contacts, water sensors and more.


3. Access Control
Open your front door using your unique pin, an encrypted NFC Key Fob, or an iButton. If you're not at home, you could unlock the door with remote access on the Loxone Smart Home App.

4. Wellness
Yes, you can even integrate your sauna or swimming pool into your Loxone Smart Home, with the intelligent automation of the backwash, rinse and filter cycles.

8. Lighting
Whether it's LED Spots, LED Strips, Pendulums or the Ceiling Light, our constantly-growing range of smart lighting products meets the demand of both simple and detailed lighting designs.

9. Multimedia
This is your favorite music in any room, your alarm clock, the door bell, and Text-to-Speech. It is also about integrated control of devices; how they work with lighting and shading, for example.

10. Shading
Shading can be intelligently incorporated into the zoned heating and cooling to passively achieve the desired temperature. It can also automatically ensure privacy at the right times of day.



...tasks saved, more time to enjoy life.

Text Johannes Bartnitzke
Courtney Muraczewski
Read time 2-4 minutes

A Real Smart Home knows what it needs to do. It considers the time of year, weather, presence and lifestyle of its residents.

Our philosophy: Once the home can do most of the safety, comfort and energy efficiency tasks itself, only then does it become a Real Smart Home. In addition to everyday tasks, the Loxone Smart Home also reduces a number of recurring thought processes: *Have I switched off the light? Is the patio door closed? Will the house be heated enough when I get home?*

Function	Tasks and thoughts	Tasks per resident each day	× Days a year	× Number of residents	= Household task total
Lighting	on/off/adjust	16	350	4	22,400
Shading	open/close/adjust	6	350	4	8,400
Music	on/off/adjust	10	350	4	14,000
Garden Irrigation	on/off	2	180	1	360
Alarm	arm/disarm	2	350	1	700
Heating/Cooling/Ventilation	on/off/adjust	5	350	4	7,000
Holiday Prep	Windows closed, lights off, heating down & alarm on...	50	6	1	300
Garage Door	check if open/closed, access control	1	60	1	60
Windows	check if open/closed	2	150	1	300
"Night" Mode	Lights off, music off, burglar alarm on...	4	350	4	5,600
"House Off" Mode	Lights off, alarm on, power guzzlers off, music off...	5	350	1	1,750
Solar Power	Check solar production, use energy economically	1	350	1	350
Electric Car	Check charge level & loading time	1	350	1	350

The figures stated are assumptions used to determine the illustration of the example. 50,000 tasks is a calculated average, with an appreciation that figures vary from household to household.

Tasks saved per year: **61,570**

The Real Smart Home rids us of these questions that run through our minds in daily life, when we could be thinking about and taking care of more important matters. It brings extremely necessary simplification into the lives of its occupants and gives them extra control when they choose. **Always there to use. Rarely need to.**

50,000 fewer tasks

For example, in a single-family house with 13 rooms and 18 windows, our estimates illustrated in the table above gives an idea of the everyday life for a family of four throughout one year.

You can see how more than 50,000 tasks are needed every year. A Real Smart Home takes a large part of this away from you and gives you more time to enjoy life.

It all starts with not having to flip a light switch when entering a room, and goes as far as the complete protection of the family and the building itself. Automatic shading always provides optimum privacy in the evening and effective sun protection during the day. The Loxone Smart Home does this – and much more – automatically, and without any extra action taken by the residents. ■

Multimedia: tech in your life

Text Johannes Bartnitzke
Courtney Muraczewski
Photo Siegfried Stöbich
Read time 2–5 minutes



How do you get the best entertainment experience from your audio setup? Enhance the multimedia experience in your home with Loxone.

When planning multimedia for your living room, there's no end to how far you can go. From a wide choice of different set top boxes to an array of music playback devices. Wired speakers and a subwoofer or a slim soundbar?

Or does simply the sound from the TV itself suit your style? Regardless of your choice, a Real Smart Home still has a role in making this experience even better.

Let's figure out the multimedia experience that fits your style.

Ever-changing audio and video technology through time

Consumer electronics don't always last as long as you'd like them to. As the market becomes more flooded with the newest technology, you realize this more. Especially in recent years. Just think about the CD, an idea once unimaginable. It was invented around 1982 and has since virtually disappeared from the tech scene. Today, streaming services are taking over. And 20 years ago Dolby 5.1. was the top choice, today it's 7.1., tomorrow 10.5.? Almost every year, new, better flat-screen TVs make their way into the market.

But some technology is built to last. With speakers and amplifiers, you know you're getting a product that sounds good today and will still produce excellent sound in 30 years' time. That's why we recommend that you stay more flexible when it comes to products like TVs, media players, etc. These devices tend to be replaced more often because a newer and more stylish option becomes readily available.

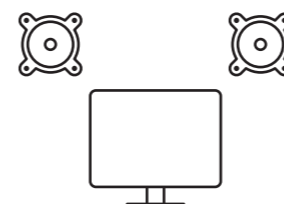
When it comes to music or sound in any room, it is always worth investing in a durable system that will last for years to come. When designing our own music solution at Loxone, this is the goal we had in mind.

What type of sound experience is right for you?

The Loxone Music Server, with its matching speakers, offers a complete solution for multiroom audio that the whole family can enjoy. Especially in the living room, the question often comes up: how do I, and should I, connect my own small home cinema with my Real Smart Home system? To make your decision a little easier, we present three possible expansion levels on the next page.


A fully-integrated audio experience

The Loxone Music Server is easily integrated into the Loxone Smart Home with no expiration date. Enjoy the best possible sound experience for years to come. ■




Type 1 Simple and solid

A simple yet effective option would be to have speakers installed in the ceiling – with the quantity determined by the size of the room. In this option, the TV is not linked to the smart home system and the audio from the TV is played through the device's own built-in speakers. This simple and reliable option still lets you enjoy many smart home features that the Loxone Music Server delivers without worrying about integration with your TV.



Type 2 Elevated Sound Experience

If you want to take move night to the next level with a more impressive audio experience, then you'd probably want to look at getting yourself a good quality soundbar. It connects directly to your TV for more of a cinema-feeling. When it comes to your daily dose of music – your favorite radio station or that perfect evening playlist – this would still be handled entirely by the Loxone Music Server and the dedicated Loxone Speakers. This keeps your smart home multiroom audio functionality separate from the soundbar. An advantage of this would be that when you change the soundbar, this won't impact your smart home configuration. And again, you don't have to consider compatibility.



Type 3 Audio Connoisseur

Looking to go a bit more high-end? Then we've got another suggestion... For real audiophiles, you'll probably want to go for the full surround sound experience, complete with a subwoofer for rich bass – not only for when you're settling in for movie night but also for when you've got your go-to playlist on repeat. Even at this advanced level, we'd still suggest you avoid integrating the Loxone Music Server with the entertainment system; as this would not introduce any new functionality. Instead, you might want to include a 'Movie' mode that can be selected from the Loxone Smart Home App. While this doesn't relate to the Music Server, it can set the right lighting mood, close the blinds and turn on the entertainment system with a single tap. All that's left is making the popcorn!



Consider every detail from blueprint to move-in day. Always think ahead!

Designed for life



After building our home, we see more than just a roof with tiles under it. We see walls that were built with enough heart and soul to form the center of our lives.

As someone who recently built a dream Loxone Smart Home, Bernhard shares his top 10 tips for what he would have done differently with what he now knows. Hopefully these points could help you too!

Text Carmen Weidinger
Courtney Muraczewski
Read time 3-4 minutes

Tip 1:
Know where to invest your money
Sometimes you try and cut costs where you shouldn't. For example, I wanted to save on an extension and ended up not having any network points in the basement. This became clear to me once I wanted to install some automation products in the technical room, and then found out I couldn't.

Before starting construction, consciously think about where your priorities are and how much money you want to spend on what.



About Bernhard:
Bernhard and his girlfriend started building their 2,500 ft² home in 2015. After a year, they could finally spend the first night in their new home. With their little one, Emily, they are especially proud of the life they now live in their smart home. It was clear to them right from the start that this was the lifestyle they needed as a family.



Tip 2:
Trust the experts

Let's say, for instance, that you are very interested in this one type of blind. So, because you want to get the best offer, you end up chasing several providers for a comparative quote. But you know what? I should have left this to the experts, instead of taking on every aspect of the build. This would have saved me a lot of time, and above all, my sanity!

Tip 3:
Use Tree technology over traditional wiring

When we started construction in 2015, Loxone's Tree technology was unfortunately not yet on the market. The house was wired in star configuration. If Tree was available back then, we would have saved a lot of cabling and our cabinet would have been much smaller. It not only saves on the cabinet size, but it also would have saved time for our Loxone Partner. Builds usually run over schedule so we would have welcomed any time-saving options that didn't come at the expense of quality.

Tip 4:
Plan the outside along with the inside

In retrospect, we should have finalized the landscaping design before the start of construction. This is simply because then I would have known exactly where to have cabling run for garden lights, patio speakers, and power in the shed. Apart from the electrics, it would also be good to know in advance where to run pipework for external plumbing, like a tap in the garden office. Then, when the digger was on site, we would have been more prepared; saving time and effort.



Remember one of the last steps: Give your home a setup that fits your style with personal touches.

Tip 5:
Build with the future in mind

Sooner or later all children grow up. And what happens to the room when they leave the nest? I asked this question a little too late. Now I have to, at some point, equip the room with wireless Air technology so I can adapt the functionality in the room to suit it's new use; whether that is as a guest room or a home office. If I had thought about this a little earlier, we could have included such contingencies during the initial install. ▶

Tip 6:
There's more to your lighting

At first, the only thing that mattered to me about the lighting was that it lit up a room. I now know that there is so much more to lighting than just providing light. For example, LED Spots are suitable for ambient lighting, LED Strips provide background and task lighting and Pendulum Slims can be used for accent lighting. Now I realize, either deal with the different lighting styles from the start, or at least make enough allowance for gaps and wiring so that additional lighting can be added further down the line. And don't just plan one cable for a single light in the middle of the room ...

Tip 7:
There's also a lot more to safety in the home

A car is equipped with airbags and seatbelts as standard to protect us from injury. Yet, houses usually only have smoke detectors on the list of safety essentials. But there's so much more that needs to be done within a home to truly keep it, and ourselves, as safe as possible. For example, there should be three water detectors. One in the plant room, one in the kitchen and one in the utility. I would also, of course, plan enough smoke detectors. By investing a little more money right from the start, you'll benefit from a higher level of safety and avoid any future dangerous and costly problems.

Tip 8:
Give yourself a buffer of time (and money)

I placed priority on a financial budget, but I should have planned just as much when it came to the timeline of the build. In the end, everything happened at the right time, but a little less time pressure would have given me more peace of mind during the construction phase. Always plan enough time, even more than you think, and don't forget about your buffer on the financial side too.

Tip 9:
Keep detailed documents on hand

I would have never imagined just how much paperwork you end up having to do on a building site. For this reason I can give you these three tips:

1. Take a lot of photos during the construction phase. In retrospect, it would have helped me monitor output and progress.
2. Have a secure folder for all invoices and receipts (missing documents can be costly).
3. Keep another folder for any other important documents, like instructions, notes etc. Every detail matters!

Tip 10:
My personal tip

Long before officially starting to plan my home, I kept myself busy searching for inspiration. Plenty of online forums gave me ideas, but compared to the opinion of an experienced professional, they are only a source of uncertainty. Unfortunately, I ended up spending too much time digging through countless posts, hoping for answers. Instead, I should have only focussed on finding tips, tricks and inspirations from trusted sources. ■

Lighting can do a lot more than illuminate the room. Pay special attention to extra features that improve your lifestyle.



Fun facts


Day after day, people rely on Loxone to keep making buildings smarter and life easier. Check out these facts and figures:



Loxone Config
72,000 pages
4,000,000 lines of code



Loxone App
3,000 pages
160,000 lines of code



Software Updates per year
120 Internal test releases
60 Test releases
4 Beta releases
2 Releases

Miniservers sold
100,000+

Packages shipped
315,000+

Products sold
5,500,000

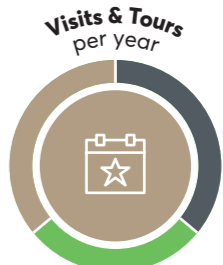


From the kitchen at our Headquarters
Data per year

Food	9,500 plates
Beer	4,800 bottles
Soft drinks	1,400 cans
Food costs	70,000 GBP
Coffee costs	19,000 GBP
Hot sauce	3.5 litres
Salt	90 kg
Grains	1.8 million



182,549 registered devices for push notifications

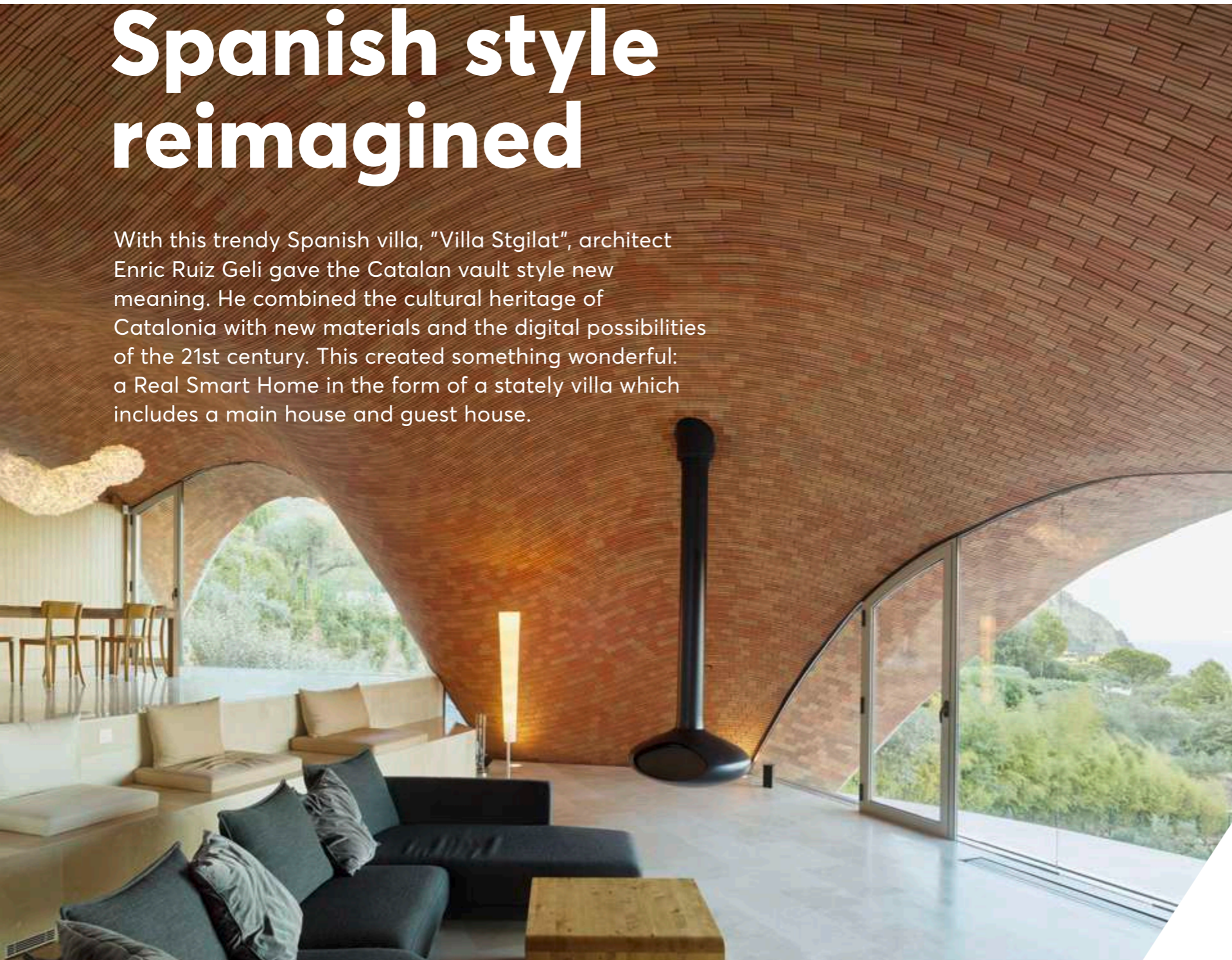


780 Project consultations

Catalan vault: Spanish style reimagined

With this trendy Spanish villa, "Villa Stgilat", architect Enric Ruiz Geli gave the Catalan vault style new meaning. He combined the cultural heritage of Catalonia with new materials and the digital possibilities of the 21st century. This created something wonderful: a Real Smart Home in the form of a stately villa which includes a main house and guest house.

Text Carmen Weidinger
Courtney Muraczewski
Photo Gregori Civera
Read time 3 minutes



FACTS

Location	Begur, Catalonia
Year built	2018
Living space	2,300 ft ²
Property size	0.5 acre
Architect	Enric Ruiz Geli

What's the best part about this uniquely designed Villa Stgilat? Its design is reduced to basic needs of sleeping, eating and entertaining company. This all starts with the intelligent Loxone system that knows how to work on its own throughout the whole home. The system is future-proof with updatable software. Always easy to use and reliable. Seeing as the heating, cooling, lighting, shading, and energy management all work together, this Loxone Smart Home is energy-efficient, safe and comfortable to live in.

Thanks to this intelligent interaction, this trendy Spanish villa relieves its occupants of more than 50,000 tasks each year. For example, as a person enters the room, the right lighting mood is automatically turned on, and then off again when he or she leaves. At dusk, the exterior lighting switches on automatically too. The shades will move up or down according to the sun's rays, which helps heat or cool the rooms in conjunction with the heating, cooling and ventilation systems. The smart home always ensures an optimum indoor climate even in the heat of Spain. For any occasion, music is individually selected for the kitchen, dining room, living room, each bedroom, guest pavilion and barbecue area. Outside, the pool is even cleaned automatically. The water quality is optimally controlled

by the filter system. In the garden, irrigation is intelligent and economical with a water reservoir that helps save water. Making the home even more convenient, the family can keep track of the many automatic processes from their smartphones, which is a top priority for them. Since the house is their second home, it is especially important to keep an eye on energy and water consumption at all times, even from a distance. If, for example, more than 35 cubic feet of water is consumed, the owner gets an instant notification and can act quickly before any major damage is done. ■

Find out more



The Villa Stgilat rises above the rolling hills of Begur, Spain.



Text Carmen Weidinger
Tyron Cosway
Read time 3 minutes

Four elements of security



Protecting the occupants

Watches over the whole family

Apart from protecting the occupants from potential intruders, your home protects you and your family from other lurking dangers. If smoke, fire, or escape of water is detected, your home immediately reacts: flashing the lights, calling your mobile phone, sending notifications to all connected smartphones and tablets, and opening the shading to make your home more transparent.



Protecting your privacy

Your smart home, your data

Your personal data doesn't leave your home. Stored in your Loxone Miniserver, your data is protected and stays within the confines of your own four walls. Plus, a Loxone Smart Home doesn't need internet or the Cloud to function. We take this very seriously and protect your right to data privacy to the very best of our ability.



Protecting the building

Your home protects itself

Life is full of surprises, usually when you least expect them. It's impossible to plan for every eventuality, but you can have your home look out for itself. For example, if it detects the escape of water, a door or window that has been left open, or external shading that is at risk of storm or frost damage, then it can take the necessary preventative measures to reduce risk.



Protection from break-ins

Your home deters burglars

Like an invisible shield, Loxone protects your home from unwanted guests. It reliably detects intruders and reacts with highly conspicuous flashing lights and a loud siren to deter even the most determined of intruders. At the same time, automatic shading opens to make the home more transparent and draw the attention of passersby toward any unwanted guests.

Safety. Trust. Confidence. Security.

Four words that can give you peace of mind within your own four walls.

Being able to rely on your smart home to watch out for you and your family – and even for itself – is invaluable. A true smart home should be about more than just making life more comfortable; it should offer you a greater sense of security, too.

A Loxone Smart Home stands for far more than basic automation. It makes your life at home smarter, more comfortable, more energy efficient – and above all, safer.

All-around protection: The four elements

In your Loxone Smart Home, you can feel completely safe. It deters burglars for you, watches over the whole family, protects itself and respects your privacy. ■

Be inspired by our fans

"My phone never seems to work right on the train. However, the wireless technology I can depend on is Loxone Air technology – 100% stable and reliable."

Matthias F., Loxone Silver Partner

"If someone rings the doorbell, a flashing light lets me know that someone is there without disturbing my little one's sleep. My home takes care of my family – that's my Loxone moment."

Tina S., age 28

"In the past, we had to close all shutters, switch off lights and much more by hand. Not with Loxone. In the evening, shades go down, and in the morning they go up – all automatically. The lighting works together with the shades, too. We save on energy costs. It's a dream."

Verena P., age 32

"I tell the same story to show how important smoke detectors are. One cold winter's day, at just 17 days old, Svenja slept quietly in her crib near the fireplace so she kept warm. Suddenly lights flashed, the smoke detector beeped like crazy and I received a fire alarm notification on my phone. The reason for the alarm was her blanket, which had fallen out of the crib and subsequently caught fire. If our smart home hadn't alerted us, it would have been an unthinkable nightmare."

Thomas U., age 35

"I used to have to walk all through the house to close the blinds. Before work, I would walk through all the rooms again to check that all the lights were off, windows were closed, and so on. Today I'm saved a lot of trouble and time since these tasks are now done for me by my home."

Bianca G., age 37



"My husband and I spend some holidays away from home. Since our children have already moved out, there's no one to look after our home. But that's no problem, because if the postman rings at the door with a package, we can open the garage for him from the app. It doesn't matter if we are lying on the beach in Mallorca or exploring the old town of Rome."

Katharina W., age 45

"I have always been fascinated by music. With Loxone, I can fully develop this passion by helping to design products that I then use myself – of course, my home is built with Loxone. Such a great feeling!"

André B., proud Loxonaut

"My highlight at every garden party: I walk onto my terrace, pull out my iPhone and activate 'Party' mode. This turns on the garden lights, heats up the Whirlpool and starts my party music. The amazement in my guests' faces makes me proud every time."

Mario L., age 28

"In the middle of the night, my phone alerted me that water was detected in the kitchen. I went to have a look and found that water was escaping from the dishwasher. Thankfully, my smart home had let me know right away so I could take action. I couldn't imagine the damage to the wooden floor otherwise!"

Bernd S., age 42

"My husband and I wouldn't feel safe without Loxone. We know that our home is looking out for us. And if an intruder should show up, it would make every effort to scare them away as quickly as possible. It's a reassuring feeling."

Margarete R., age 61



Your local
Loxone Partner:
**JSJ Smart Homes
Ltd**

**No Gimmicks.
Real Smart Homes.**

LOXONE